

BWL Ltd.

BWL Ltd. | BSE Code: 504643 | Market Data as on Date: 17 Jan 2008

Current Price (₹)	25.45	Market Cap (₹ Crores)	17.76	Book Value (₹)	(7.21)
52 Week High (₹)	-	Shares Outstanding	69,79,610	P/B Ratio	NA
52 Week Low (₹)	-	Beta - Sensex	(0.14)	Earnings Per Share (₹)	-
Face Value per Share (₹)	10.00	Dividend Yield (%)	-	P/E Ratio	-

Company Info:

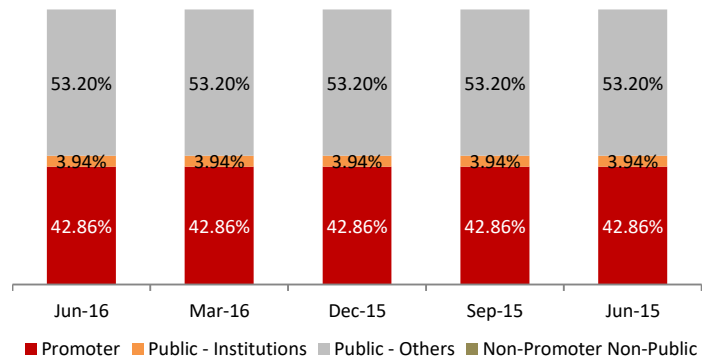
Incorporated as a public limited company in Jun.'71 at Gwalior, Madhya Pradesh, Bhilai Wires was promoted by H P Khetawat. The name of the Company has been changed from Bhilai Wires Limited to BWL Limited w.e.f 10.05.96. The Company manufactures a wide range of high-carbon wires, mild steel wires, special wires and strands with an installed capacity of 24,000 tpa at Bhilai, Madhya Pradesh. The Company has a technical collaboration with Rosendahl, Austria (of the Alcatel group), to manufacture optic fibre cables. Optic fibre cables find application in telecommunications, railway traffic, power, Defence and several industrial sectors. The installed capacity of optical fibre cables is 108000 FKM. During 1998-99, the Steel Wire Division of the Company has obtained the IS/ISO 9002 Certificate issued by the Bureau of Indian Standards. The Company has referred to Hon'ble BIFR under sick industrial companies and appointed IDBI as an operating agency.

Peer Comparison

	BWL Ltd	JSLHisar	Acrow India
Sales	-	1,497.09	0.03
PAT	(0.12)	49.43	(0.05)
Equity	6.98	46.24	0.64
EPS	(0.18)	2.14	(0.70)
OPM %	-	16.10	239.29
NPM %	-	3.30	(160.71)

* Peers are grouped according to sector and market cap

Shareholding Pattern



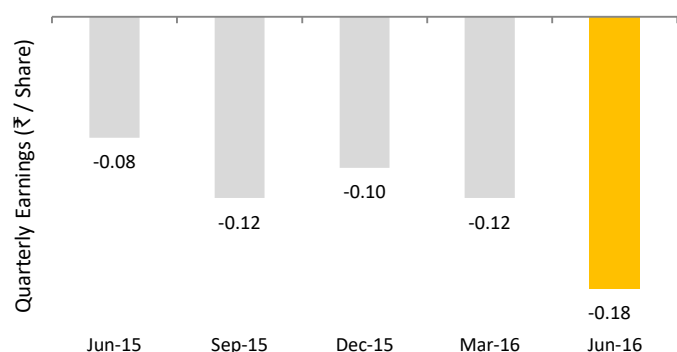
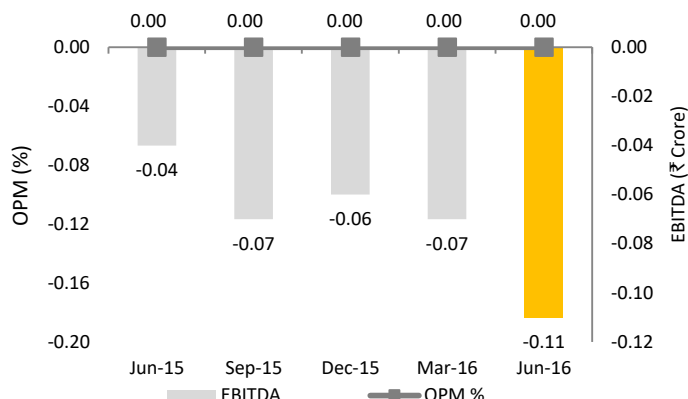
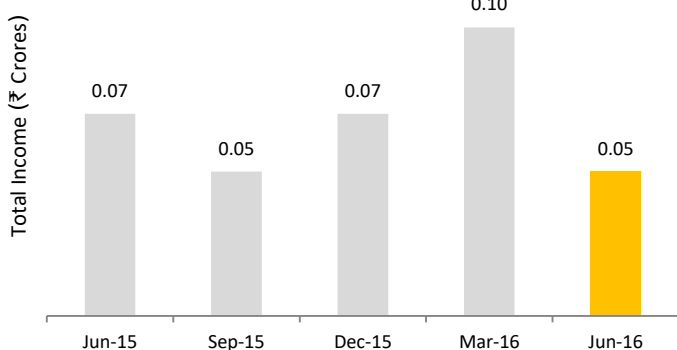
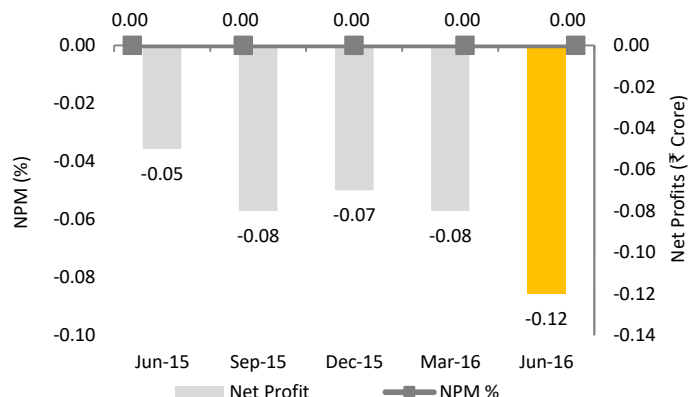
Quarterly Review - Jun 16:

The Company did not record any revenue during the last 1 year. The Profit after Tax (PAT) for the current quarter stood at ₹ -0.12 crores.

Quarterly Results:

Income Statement

	Figures in ₹ Crores							
	Jun-16	% of (1)	Jun-15	% of (1)	Mar-16	% of (1)	Dec-15	% of (1)
Revenue	-		-		-		-	
Total Income	0.05		0.07		0.10		0.07	
Expenditure	(0.17)	0.00%	(0.11)	0.00%	(0.16)	0.00%	(0.12)	0.00%
Interest	-	-	-	-	-	-	-	-
PBDT	(0.11)	0.00%	(0.04)	0.00%	(0.07)	0.00%	(0.06)	0.00%
PBIDT	(0.11)	0.00%	(0.04)	0.00%	(0.07)	0.00%	(0.06)	0.00%
Depreciation	(0.01)	0.00%	(0.01)	0.00%	(0.01)	0.00%	(0.01)	0.00%
PBT	(0.12)	0.00%	(0.05)	0.00%	(0.08)	0.00%	(0.07)	0.00%
Tax	-	-	-	-	-	-	-	-
Net Profit	(0.12)	0.00%	(0.05)	0.00%	(0.08)	0.00%	(0.07)	0.00%

Quarter on Quarter Changes:
Quarterly EPS History

Operational Profitability

Quarterly Income Growth

Quarterly PAT Margins


DISCLOSURE: THIS REPORT HAS BEEN SPONSORED BY BSE - INVESTOR PROTECTION FUND TRUST

RESEARCH ANALYST: WAHEED SHAIKH

DISCLAIMER: While SES has made every effort and has exercised due skill, care and diligence in compiling this report based on publicly available information, it neither guarantees its accuracy, completeness or usefulness, nor assumes any liability whatsoever for any consequence from its use. This report does not have any approval, express or implied, from any authority, nor is it required to have such approval. The users are strongly advised to exercise due diligence while using this report. This report in no manner constitutes an offer, solicitation or advice to buy or sell securities, nor solicits votes or proxies on behalf of any party. SES has no financial liability whatsoever, to the subscribers / users of this report. The report is released in India and SES has ensured that it is in accordance with Indian laws. Person resident outside India shall ensure that laws in their country are not violated while using this report; SES shall not be responsible for any such violation. This report should not be reproduced or redistributed or communicated directly or indirectly in any form to any other person - especially outside India or published or copied in whole or in part, for any purpose.

ABOUT SES: Stakeholders' Empowerment Services is a not for profit initiative of like-minded people with a vision to achieve a corporate governance state where all stakeholders are treated in just and fair manner. We believe that this journey can be possible only with active participation of all stakeholders. For more information please contact SES at +91 22 4022 0322, or via e-mail: info@sesgovernance.com

SEBI Reg. No. INH000000016

Stakeholders' Education | Proxy Advisory | Corporate Governance Research | Corporate Governance Score